

## EXTERNAL GUIDE

# HOW TO DOWNLOAD THE NEW SARS eFILING BROWSER

## REVISION HISTORY TABLE

Date	Version	Description
25-01-2021	0	Initial release of the new SARS eFiling Browser
04-05-2021	1	Update to include steps after successful installation.
23-08-2021	2	Update to the landing page of the browser to include the MAC download option.

## TABLE OF CONTENTS

<b>1</b>	<b>PURPOSE</b>	<b>4</b>
<b>2</b>	<b>INTRODUCTION</b>	<b>4</b>
<b>3</b>	<b>HOW TO ACCESS THE NEW SARS eFILING BROWSER TO DOWNLOAD</b>	<b>4</b>
3.1	SARS WEBSITE	4
3.2	SARS eFILING	5
<b>4</b>	<b>HOW TO DOWNLOAD THE NEW SARS eFILINGBROWSER</b>	<b>5</b>
<b>5</b>	<b>DEFINITIONS AND ACRONYMS</b>	<b>13</b>

## 1 PURPOSE

- This guide in its design, development, implementation and review phases is guided and underpinned by the SARS strategic objectives, the SARS Intent, and the SARS values, code of conduct and applicable legislation. Should any aspect of this guide be in conflict with the applicable legislation the legislation will take precedence.
- The purpose of this guide is to assist taxpayers and traders to easily download the new SARS eFiling Browser in order to successfully view, complete and submit SARS forms that have not been migrated to Hyper Text Markup Language (HTML5) on eFiling.

## 2 INTRODUCTION

- An alternate new SARS eFiling Browser solution has been implemented which affords you the ability to complete and submit the Flash-based forms not migrated to HTML5, in the interim, while we complete the migration.
- The new SARS eFiling Browser enables access to ALL eFiling forms, including those that would otherwise have required the Adobe Flash software to be installed on your computer, thereby enabling compliance with your filing obligations.
- You are please requested to use the SARS browser should access to the forms not yet migrated are required, which include:

<b>Form Code</b>	<b>Form Description</b>
IT3-01	Financial Certificate Information
TCR01	Tax Compliance Status Request
WTI	Withholding Tax on Interest

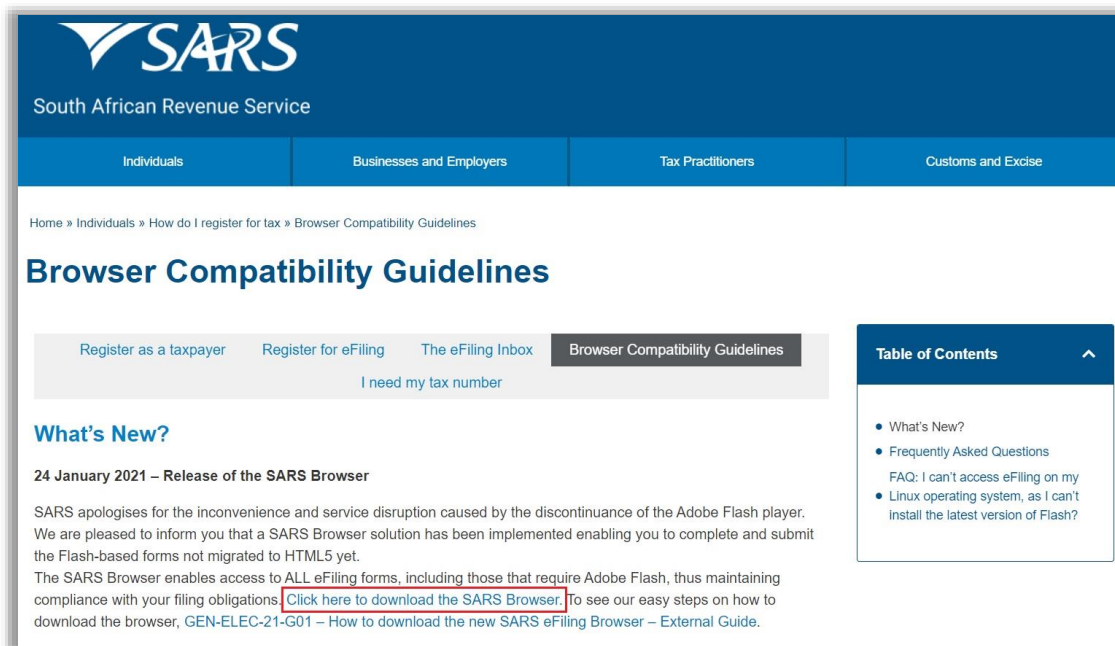
### Please note:

- Existing browsers such as Chrome & Edge will continue to work for all forms already migrated. These include the major and high volume forms being Income Tax (Personal Income Tax (PIT), Provisional Tax, Corporate Income Tax (CIT) & Trusts), Value Added Tax (VAT), Pay as you Earn (PAYE) and Excise Duties and Levies.
- The SARS Browser will require software to be installed on your PC that is currently compatible with Windows and MAC OS devices.
- This SARS eFiling Browser deploys as a separate application only for access to the SARS eFiling website and the SARS corporate website. It is not a browser for general internet browsing.

## 3 HOW TO ACCESS THE NEW SARS EFILING BROWSER TO DOWNLOAD

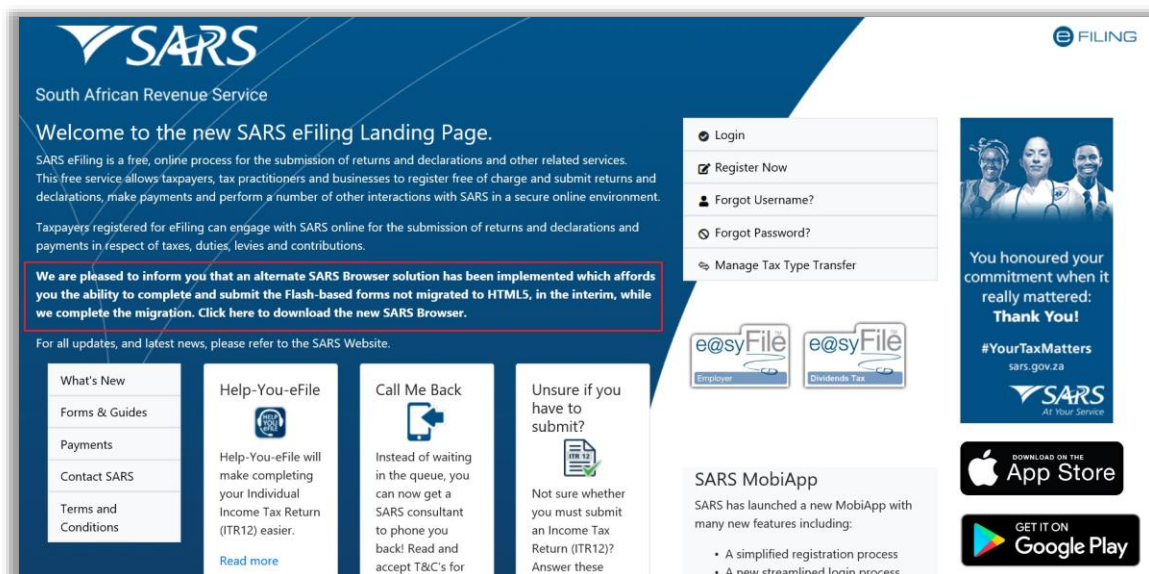
### 3.1 SARS WEBSITE

- Navigate to [www.sars.gov.za](http://www.sars.gov.za) and follow the path > Individuals > How do I register for tax > Browser Compatibility Guidelines.
- The Browser Compatibility Guidelines page is displayed to guide you to download the new SARS eFiling Browser.



### 3.2 SARS eFILING

- Navigate to [www.sarsefiling.co.za](http://www.sarsefiling.co.za) and select the “Click here to download the new SARS Browser” hyperlink to proceed.



- Proceed to the next section to download the browser.

### 4 HOW TO DOWNLOAD THE NEW SARS EFILING BROWSER

- The SARS eFiling Browser screen is displayed as indicated below.

# SARS Browser

Dear Taxpayers and Traders,

SARS apologises for the inconvenience and service disruption caused by the discontinuance of the Adobe Flash player.

We are pleased to inform you that an alternate SARS Browser solution has been implemented which affords you the ability to complete and submit the Flash-based forms not migrated to HTML5, in the interim, while we complete the migration.

The SARS Browser enables access to ALL eFiling forms, including those that require Adobe Flash, thus maintaining compliance with your filing obligations.

Please note that existing browsers such as Chrome & Edge will continue to work for all forms already migrated with the major and high volume ones being Income Tax (PIT, Provisional Tax, CIT & Trusts), Value Added Tax, Pay as you Earn and Excise.

You are please requested to use the SARS browser should access to the forms not yet migrated be required, which include:

IT3-01	Financial Certificate Information
TCR01	Tax compliance Status Request
WTI	Withholding Tax on Interest

Please note that the SARS Browser will require software to be installed on your PC and is currently compatible with Windows devices only.

This SARS browser deploys as a separate application and can only be used to access the SARS eFiling website and SARS Corporate website. It cannot be used as a browser for general internet browsing.

To download the SARS Browser, please complete the details below:

*Name(s): <input type="text" value="Your Name(s)"/>	*Surname: <input type="text" value="Your Surname"/>
*ID Number: <input type="text" value="Your ID Number"/>	Passport Number(if not SA Citizen): <input type="text" value="Passport Number if not SA Citizen"/>
*Email: <input type="text" value="Your Enter Email"/>	*Contact Number: <input type="text" value="Your Contact Number"/>

**Terms and Conditions:** Taxpayers and traders must note that the software solution (the Software) is the defined intellectual property licensed to SARS and its use is strictly governed by a license agreement licensing SARS to provide the functionality to its taxpayers and traders subject to the following strict conditions:

- i. You may not under any circumstances: distribute or copy the functionality; modify or create any derivative works from the Software; decompile, reverse engineer, disassemble or otherwise reduce the Software to a human-perceivable form, nor use the Software for open web browsing;
- ii. In the event that the agreement which licenses the Software to SARS terminates, then in such an event taxpayers and traders will not be permitted to use the Software under any circumstances and any such use will place taxpayers and traders at risk for infringement.

I have read and agree to the Terms and Conditions

[Download For Windows \(81.18MB\)](#)

Guide on how to download SARS Browser, Click [here](#)

- In order to download the browser, complete the mandatory fields as indicated on the form:

To download the SARS Browser, please complete the details below:

*Name(s): <input type="text"/>	*Surname: <input type="text"/>
*ID Number: <input type="text"/>	Passport Number(if not SA Citizen): <input type="text"/>
Email: <input type="text"/>	*Contact Number: <input type="text"/>

- If you have not completed all the mandatory fields, you will not be able to proceed to download the browser and the required field will be highlighted in red.

\*Contact Number:

Cellphone is required

- Your ID number or Passport number is required on the form. If you do not complete your ID or Passport number, a message will be displayed at the bottom of the form.

To download the SARS Browser, please complete the details below:

*Name(s): <input type="text" value="Name"/>	*Surname: <input type="text" value="Surname"/>
*ID Number: <input type="text"/>	Passport Number(if not SA Citizen): <input type="text"/>
Email: <input type="text" value="Email@gmail.com"/>	*Contact Number: <input type="text" value="0710000000"/>

\* Either ID Number or Passport Number must be provided. \* ID/Passport Number is required

- Read the terms and conditions carefully and select the tick box to indicate that you agree to the Terms and Conditions.

**Terms and Conditions:** Taxpayers and traders must note that the software solution (the Software) is the defined intellectual property licensed to SARS and its use is strictly governed by a license agreement licensing SARS to provide the functionality to its taxpayers and traders subject to the following strict conditions:

- i. You may not under any circumstances: distribute or copy the functionality; modify or create any derivative works from the Software; decompile, reverse engineer, disassemble or otherwise reduce the Software to a human-perceivable form, nor use the Software for open web browsing;
- ii. In the event that the agreement which licenses the Software to SARS terminates, then in such an event taxpayers and traders will not be permitted to use the Software under any circumstances and any such use will place taxpayers and traders at risk for infringement.

- The download button will be greyed out and will only be active for selection once the tick box “I have read and agree to the Terms and Conditions” has been selected.
- Depending on the operating system detected, either the “Download for Windows” or “Download for Mac OS” will be displayed. Click the relevant Download button that displays to proceed.

I have read and agree to the Terms and Conditions Download For Windows (81.18MB)  
 Guide on how to download SARS Browser, Click [here](#)

I have read and agree to the Terms and Conditions Download For Mac OS (89,87MB)  
 Guide on how to download SARS Browser, Click [here](#)

- Once all the mandatory fields have been completed, select the tick box to agree to the Terms and Conditions and click the “Download”, the below screen will be displayed.
- Click the “Run” button to proceed.



- A message will be displayed once the download has started.

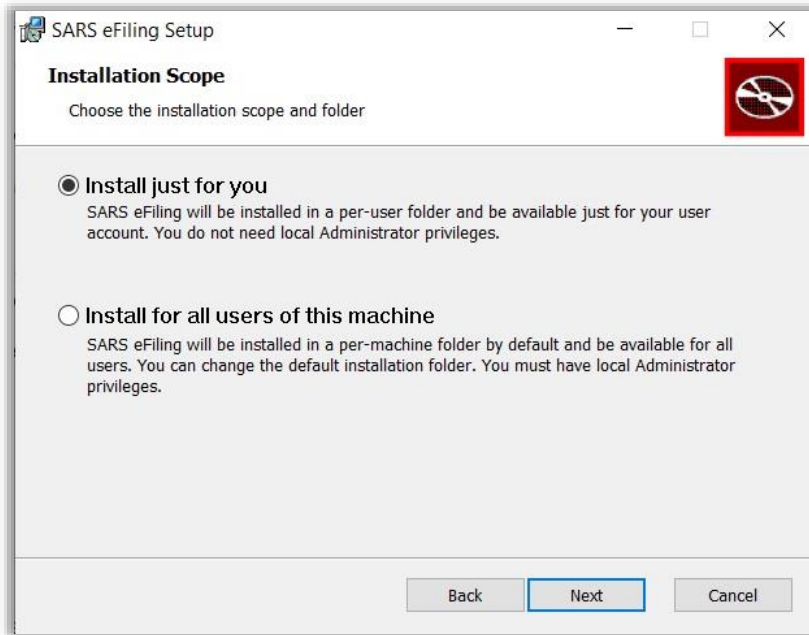


- The SARS eFiling Setup screen will be displayed. Click “Next” to proceed.

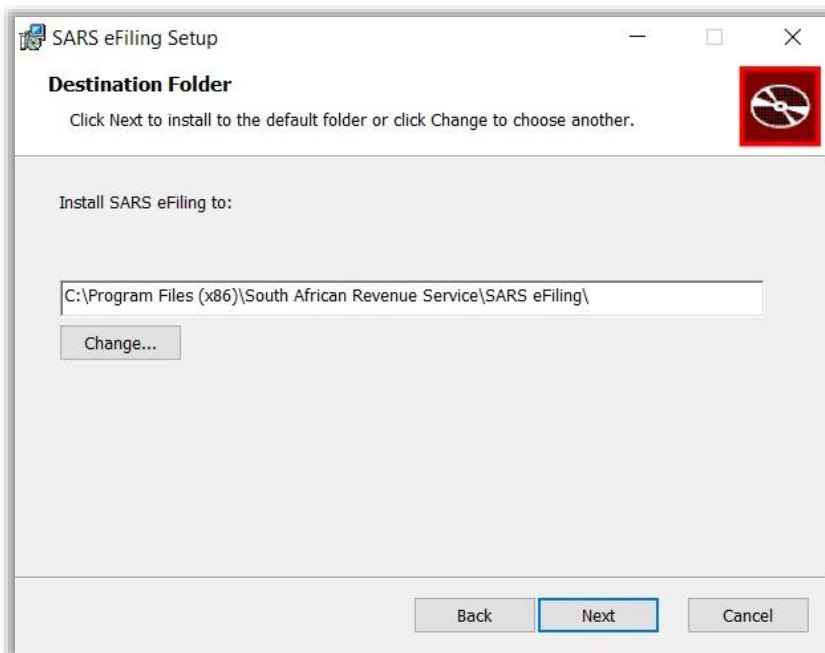


- The “Installation Scope” screen will be displayed where you are required to indicate if the installation is only for the one user or for multiple users of the specific computer. Click the “Next” button.

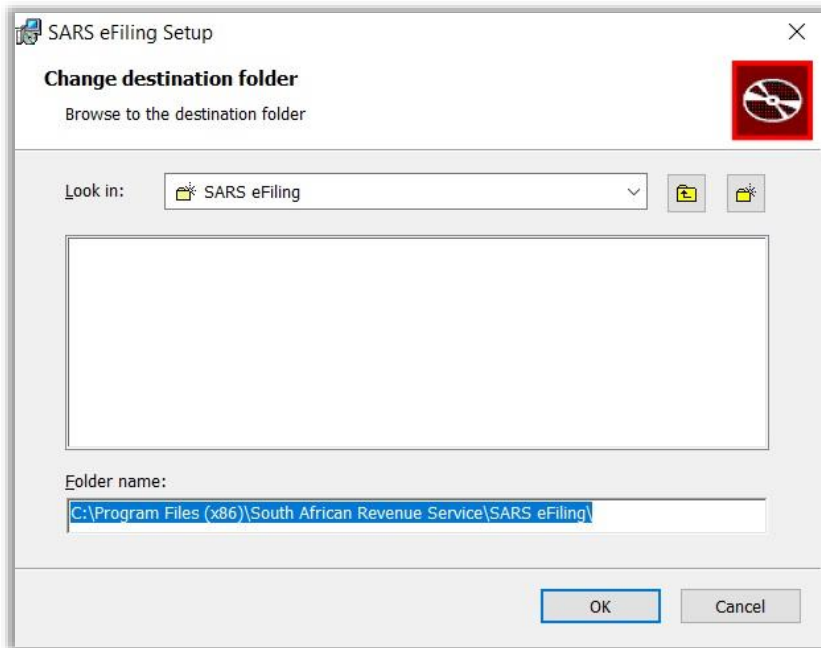




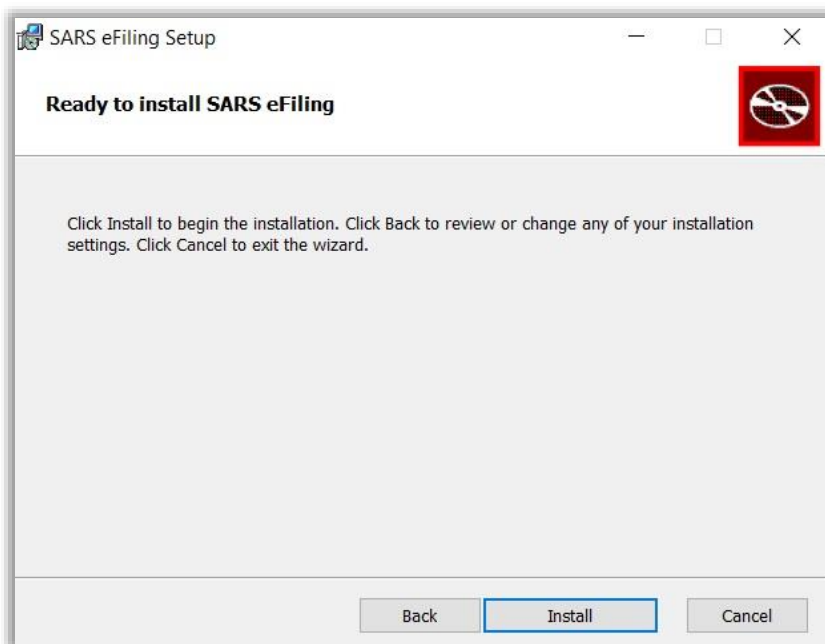
- The “**Destination Folder**” screen will be displayed to indicate where the SARS browser application should be located.



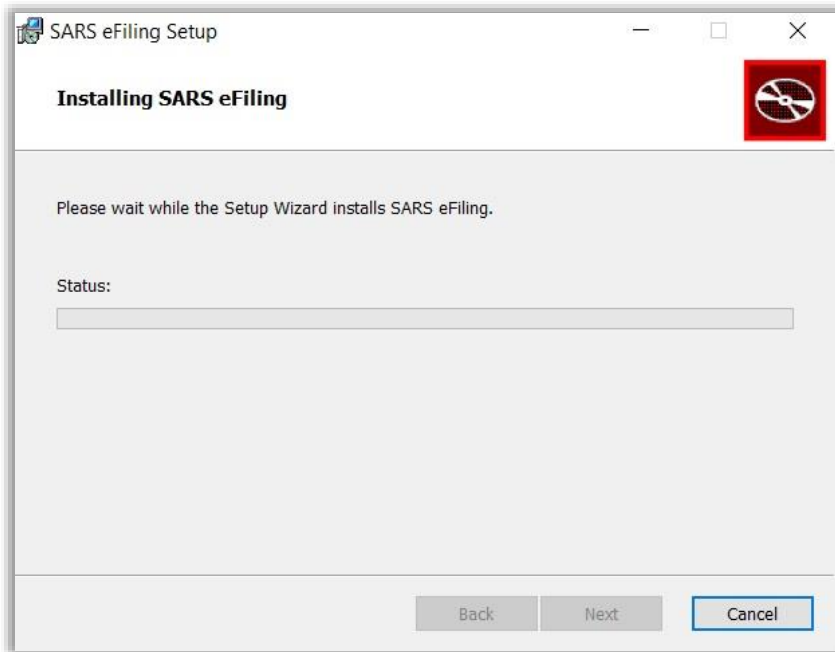
- If you wish to change the location of the application, click the “**Change**” button and the “**Change Destination folder**” screen will be displayed for completion. Once you have indicated where the application must be stored, click “**Ok**” to proceed.



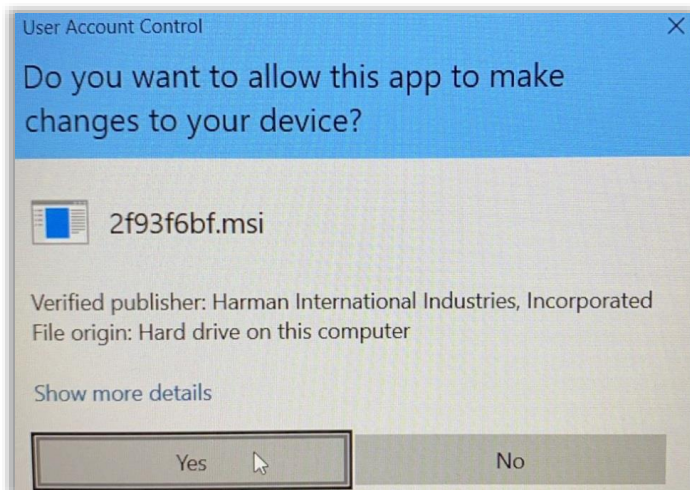
- **Note:** Users should contact with their IT division to assist installing the application on a secure business PC if they encounter problems to install the SARS Browser.
- The **“Ready to install”** screen will be displayed. Click **“Install”** to continue.



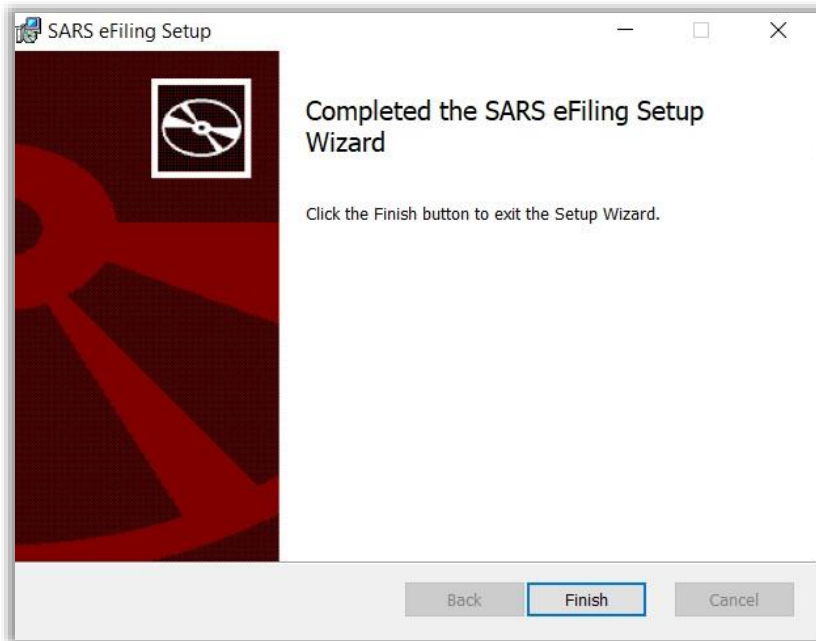
- The installation screen will be displayed.



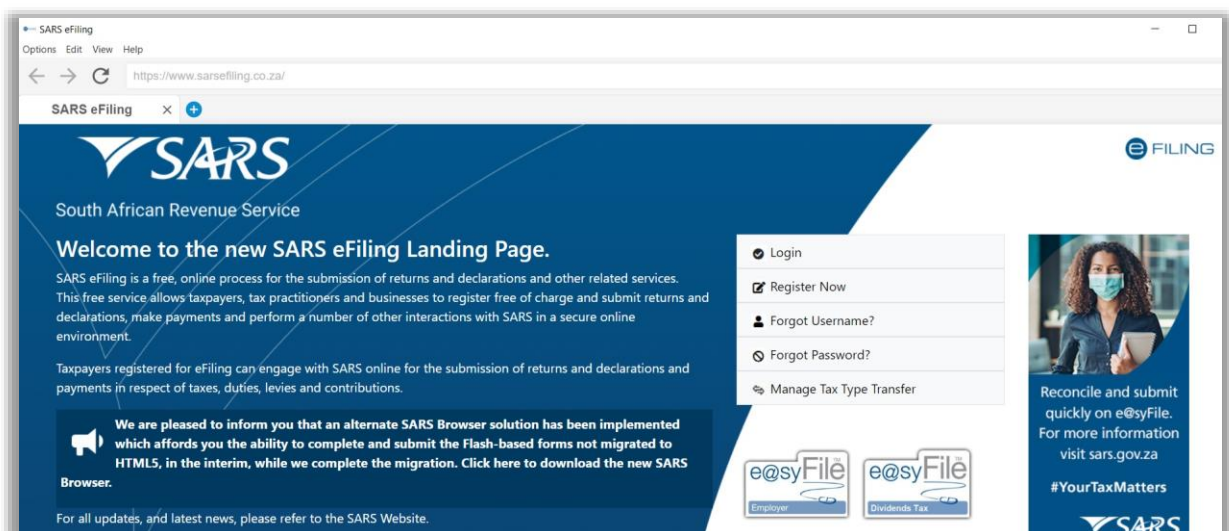
- A Permission screen will be displayed. Click **“Yes”** to proceed or **“No”** to cancel the installation.



- After the installation have been successfully completed, the **“Finish Installation”** screen will be displayed.



- Once the installation is completed. Click the “**Finish**” button and proceed to access the new ‘SARS eFiling’ browser to successfully view, complete and submit the required form(s).
- After the successful installation of the SARS eFiling Browser, launch SARS eFiling from the Start button of your PC or laptop.
- Once the SARS Browser is open, simply login to E Filing using your SARS E Filing credentials. You should now be able to access the following forms:
  - Financial Certificate Information (IT3-01)
  - Tax Compliance Status Request (TCR01)
  - Withholding Tax on Interest (WTI)



## 5 DEFINITIONS AND ACRONYMS

<b>CIT</b>	Corporate Income Tax
<b>HTML5</b>	Hyper Text Markup Language
<b>MAC OS</b>	Macintosh Operating System
<b>PAYE</b>	Pay-As-You-Earn
<b>PIT</b>	Personal Income Tax
<b>SARS</b>	South African Revenue Service
<b>VAT</b>	Value Added Tax

### DISCLAIMER

The information contained in this guide is intended as guidance only and is not considered to be a legal reference, nor is it a binding ruling. The information does not take the place of legislation and readers who are in doubt regarding any aspect of the information displayed in the guide should refer to the relevant legislation, or seek a formal opinion from a suitably qualified individual.

#### For more information about the contents of this publication, you may:

- Visit the SARS website at [www.sars.gov.za](http://www.sars.gov.za)
- Contact your own tax advisor/tax practitioner
- If calling from within South Africa, contact the SARS Contact Centre on 0800 00 SARS (7277)
- If calling from outside South Africa, contact the SARS Contact Centre on +27 11 602 2093 (only between 8am and 4pm South African time).